

Financial Highlights

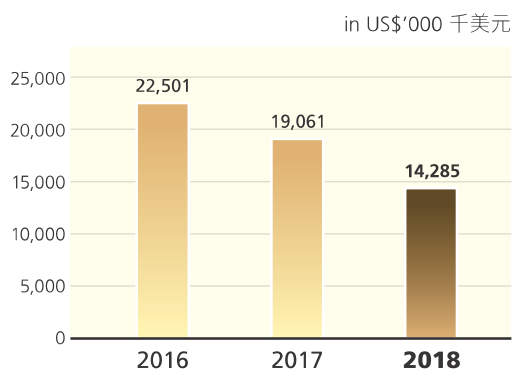
財務摘要

截至十二月三十一日止年度
For the year ended 31 December

		2018 US\$'000 千美元	2017 US\$'000 千美元	Difference 差異
Revenue	收益	356,772	322,805	10.5%
Gross profit	毛利	67,498	68,137	(0.9%)
Profit for the year	本年度溢利	17,394	18,738	(7.2%)
Profit attributable to owners	擁有人應佔溢利	14,285	19,061	(25.1%)
Basic earnings per share	每股基本盈利	0.94 US cents美仙	1.25 US cents美仙	
Diluted earnings per share	每股攤薄盈利	0.94 US cents美仙	1.25 US cents美仙	
Final dividend proposed per share	擬派每股末期股息	0.265 US cents美仙	0.443 US cents美仙	
Total dividends paid and proposed per share	已付及擬派每股股息總額	0.563 US cents美仙	0.750 US cents美仙	

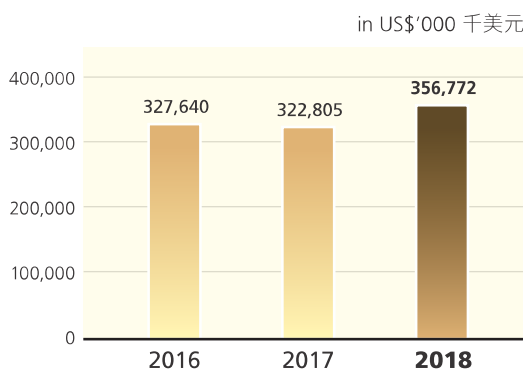
PROFIT ATTRIBUTABLE TO OWNERS

擁有人應佔溢利



REVENUE

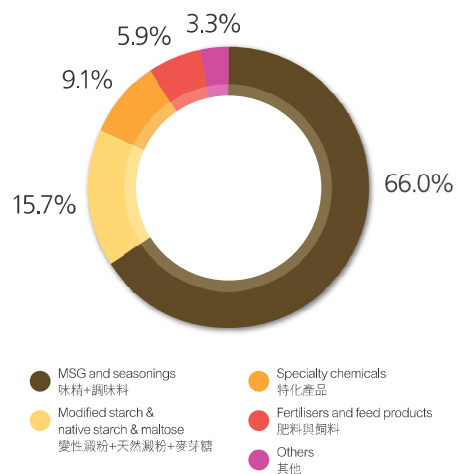
收益



REVENUE BY PRODUCTS

按產品分類之收益

12 months ended 31 Dec 2018
截至二零一八年十二月三十一日止十二個月



REVENUE BY GEOGRAPHIC LOCATION

按地區分類之收益

12 months ended 31 Dec 2018
截至二零一八年十二月三十一日止十二個月

